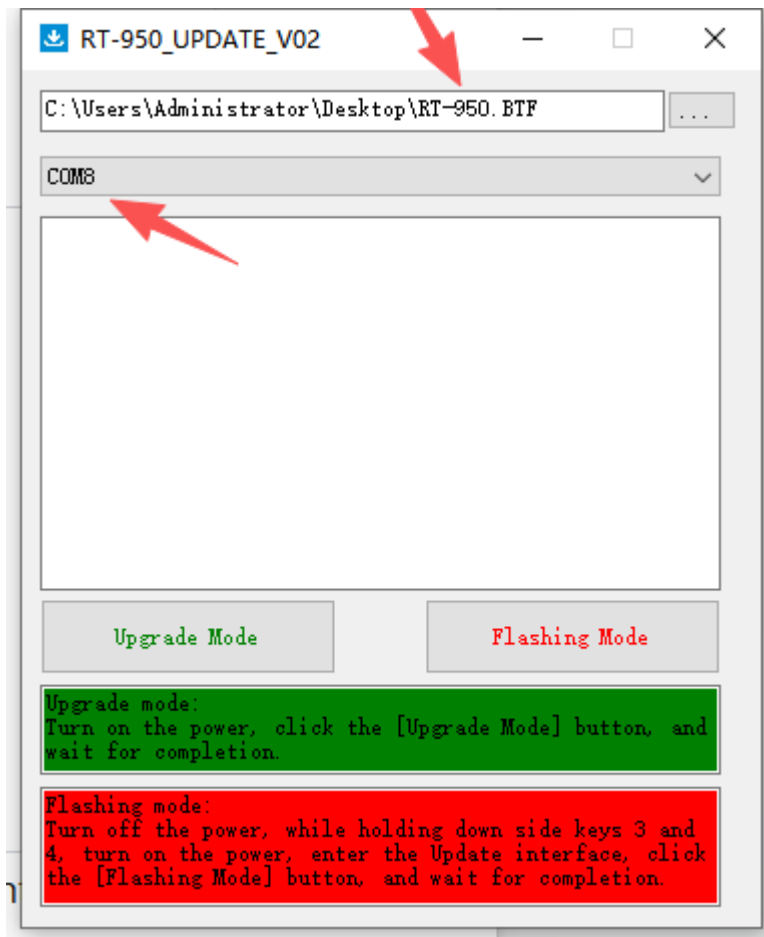


Instruction to update Radtel RT-950 or RT-950 PRO

1. Click the update tool (rt-950 and rt-950 pro use same upgrade tool)

名称	大小	压缩后大小	类型	修改时间	CRC32
..			文件夹		
readMe.txt	122	104	文本文档	2025/9/3 20:41	A0A4A7F1
RT_950_V0.24_250903.BTF	676,100	253,829	BTF 文件	2025/9/3 20:38	D4C71A...
RT-950_EnUPDATE.exe	561,664	79,840	应用程序	2025/9/2 10:45	69A3E2B1

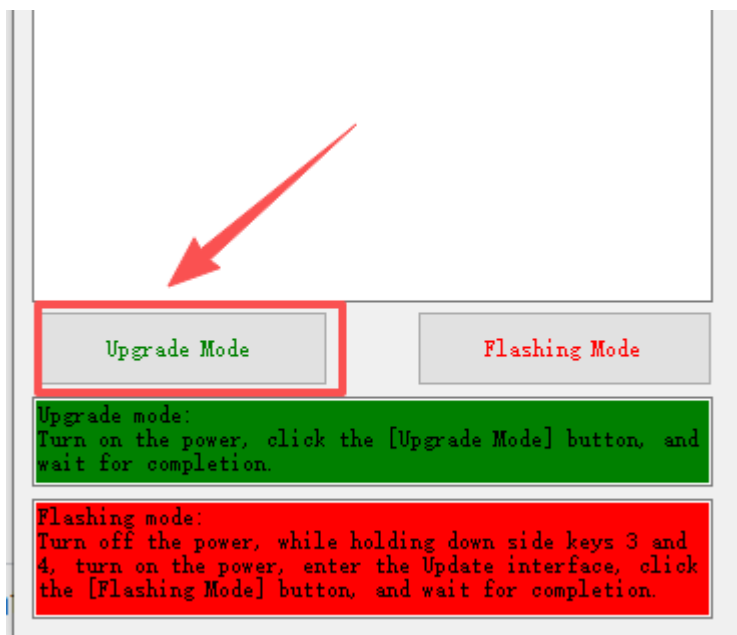
2. Load the firmware file RT_950.BTF and select COM port



3. Turn ON the power (don't need to press any combine keys)



4.The screen will show a update logo and press Upgrade Mode to upgrade firmware



After finish, it shows 100% and radio power on again
The update have been completed!

How to fix it if the radio become brick after upgrade ??? Don't worry, please follow this steps:

1.Remove the battery and wait for 10 seconds

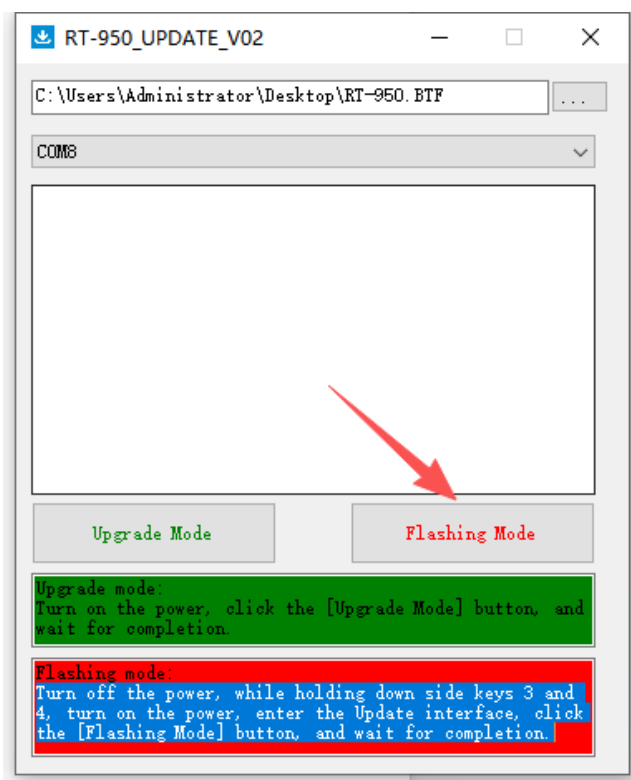


2. Turn off the power

3. holding down side keys 3 and 4, while turn on the power
enter the Update interface



4. click the [Flashing Mode] button, and wait for 100% completion



After finish, it shows 100% and radio power on again